



## LED Downlight Slim EcoMax

- Slim LED Downlight
- Very flat design, only 34mm height
- Available in both round and square version
- Integrated driver for easier installation
- Two lumen packages
- Efficacy up to 85 lm/W
- Suitable for retrofitting due to available adapter ring sizes
- IP44 on light emitting side



### Specifications

Item Code	Item Description	Equivalent to (W)	Power (W)	Lumen	Efficacy (lm/W)	CCT (K)	Weight (kg/pc)
140056557	LEDDownlightRc-SI-E Rd150-12W-3000-WH	CFL 1x18W	12	1020	85	3000	0.25
140056558	LEDDownlightRc-SI-E Rd150-12W-4000-WH	CFL 1x18W	12	1020	85	4000	0.25
140056559	LEDDownlightRc-SI-E Rd200-24W-3000-WH	CFL 2x26W	24	2040	85	3000	0.41
140056560	LEDDownlightRc-SI-E Rd200-24W-4000-WH	CFL 2x26W	24	2040	85	4000	0.41
140056561	LEDDownlightRc-SI-E Sq150-12W-3000-WH	CFL 1x18W	12	1020	85	3000	0.24
140056562	LEDDownlightRc-SI-E Sq150-12W-4000-WH	CFL 1x18W	12	1020	85	4000	0.24
140056563	LEDDownlightRc-SI-E Sq200-24W-3000-WH	CFL 2x26W	24	2040	85	3000	0.55
140056564	LEDDownlightRc-SI-E Sq200-24W-4000-WH	CFL 2x26W	24	2040	85	4000	0.55

Available on request with 3- pole Wieland GST18i connector.

### Accessories



140060653  
LEDDownlightRc-SI-E-Adapter-150-175

140060647  
LEDDownlightRc-P-SI-E-Adapter-200-225

140060648  
LEDDownlightRc-P-SI-E-Adapter-200-250

See appendix for adapter ring dimensional drawings.

## Technical Specifications

Lifetime (L70)	40,000 h
Lifetime (L80)	20,000 h
On-/Off-cycles	100,000
Colour consistency (SDCM)	3
Dimmability	On-Off
Beam angle	112 °
Finishing	White RAL9003
Colour rendering index CRI	≥ 80
CF001598	n/a
IP recessed part	IP20
Impact strength	IK02
Protection class	II
Risk group (EN 62471)	RG0
With control gear	Yes
Glow wire test	650 °C
Driver failure rate (at 5,000 hrs)	1 %
Power factor	≥ 0.9

## Electrical Supply

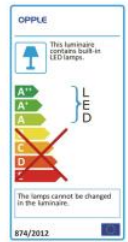
Frequency	50/60 Hz
Nominal voltage	220-240 V
	AC
DC input voltage	No

## Mechanical Properties

Material housing	Plastic
Optical material	Polycarbonate

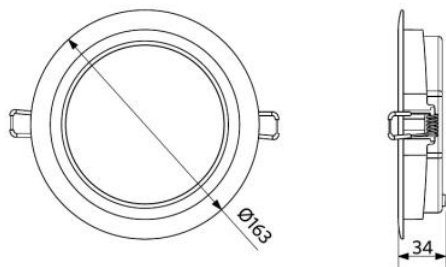
## Ambient Conditions

Operating temperature	-10 ~ 40 °C
Application temperature	25 °C
Storage environment	-25 ~ 50 °C

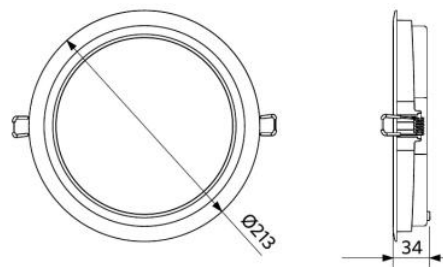


## Dimensional Drawing (mm)

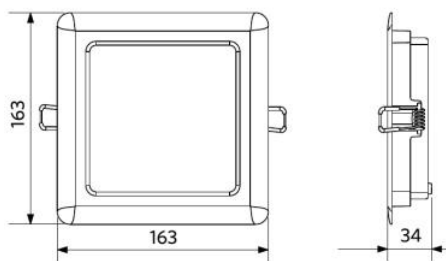
LEDDownlightRc-SI-E Rd150



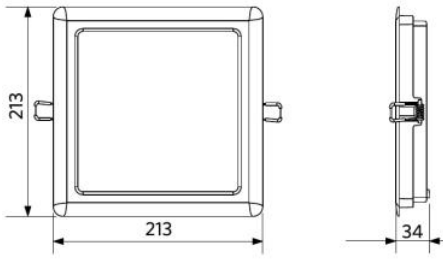
LEDDownlightRc-SI-E Rd200



LEDDownlightRc-SI-E Sq150



LEDDownlightRc-SI-E Sq200



## Installation Opening Drawing (mm)

LEDDownlightRc-SI-E Rd150  
Ø150



LEDDownlightRc-SI-E Rd200  
Ø200



LEDDownlightRc-SI-E Sq150  
150 x 150



LEDDownlightRc-SI-E Sq200  
200 x 200

