

220-240V
50/60 HzIP
20

LED

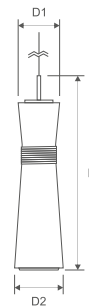


Suspended decorative luminaire for LED light sources.

TECHNICAL DATA**Mounting:** suspended, on wire suspension (included)**Body:** architectural concrete, steel**Colour:** light gray, gray**ELECTRICAL DATA****Power:** 220-240V 50/60Hz**Includes light source:** yes**Type of equipment:** ED**OPTICAL DATA****Light distribution:** rotationally-symmetric**Way of lighting:** direct**Type of optic:** lens**GENERAL DATA****Lifetime (L70B50):** 100 000 h**Lifetime (L80B10):** 60 000 h**Operating temperature range:** 0° C ... +35° C**Warranty:** 5 years**Application:** offices, conference rooms, reception desks, shopping centers, car showrooms, boutiques

Code	Beam angle	Luminaire power [W]	Lumen luminaire [lm]	Efficacy [lm/W]	Colour temperature [K]	CRI/Ra
Colour: light gray						
260030.5L01.111	52°	8	560	70	3000	≥80
260030.5L02.111	52°	8	600	75	4000	≥80
Colour: gray						
260040.5L01.111	52°	8	560	70	3000	≥80
260040.5L02.111	52°	8	600	75	4000	≥80

Code	Dimensions [mm] L D1 D2	Pallet quantity	Net weight [kg]
Colour: light gray			
260030.5L01.111	470 100 120	30	4.5
260030.5L02.111	470 100 120	30	4.5
Colour: gray			
260040.5L01.111	470 100 120	30	4.5
260040.5L02.111	470 100 120	30	4.5



Designed by LUG Design Team

Luminous flux tolerance +/- 10%.

Power tolerance +/- 5%.

Lighting beam, light intensity distribution and light efficiency were examined in accordance with the EN ISO 17025:2005 norm for EN13032 norm series and the LM-79 norm.

Up-to-date product info available on our website www.flashdq.com

Detailed information on luminous fluxes and powers for individual indexes are indicated on the product data sheet.

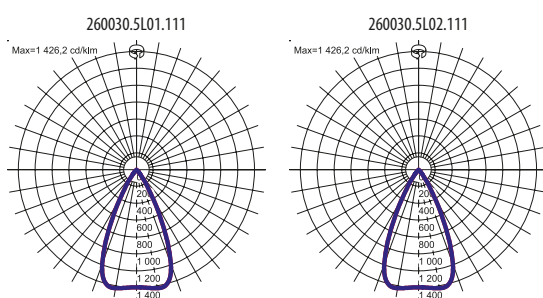
Date of issue: 27-3-2019

The LUG Company reserves right to introduce any construction changes and improvements into the lighting luminaires


OTHER PICTURES



LIGHT BEAM CURVES



WAY OF LIGHTING



Designed by LUG Design Team

Luminous flux tolerance +/- 10%.
Power tolerance +/- 5%.

Lighting beam, light intensity distribution and light efficiency were examined in accordance with the EN ISO 17025:2005 norm for EN13032 norm series and the LM-79 norm.

Up-to-date product info available on our website www.flashdq.com

Detailed information on luminous fluxes and powers for individual indexes are indicated on the product data sheet.

Date of issue: 27-3-2019

The LUG Company reserves right to introduce any construction changes and improvements into the lighting luminaires

OTHER PROJECTS

Bosch, Zielona Góra, Poland



Center of the Chimney, Zielona Gora, Poland

Designed by LUG Design Team

Luminous flux tolerance +/- 10%.

Power tolerance +/- 5%.

Lighting beam, light intensity distribution and light efficiency were examined in accordance with the EN ISO 17025:2005 norm for EN13032 norm series and the LM-79 norm.

Up-to-date product info available on our website www.flashdq.com

Detailed information on luminous fluxes and powers for individual indexes are indicated on the product data sheet.

Date of issue: 27-3-2019

The LUG Company reserves right to introduce any construction changes and improvements into the lighting luminaires